

Year 11 Coffee Morning

WELCOME!!

PLEASE HELP YOURSELF TO COFFEE, TEA AND BISCUITS.

Why coffee mornings are important!

Parent ambassador – Mouna Zounaki

Support and create opportunities for parents.

Create a support system.

Share ideas, thoughts and concerns about the school.

Seek support from the school.

Opportunity to further support your child during their time in school.

Parental engagement.

- Research has shown that, despite income or background, a student that has parents engaged in their education is more likely to succeed higher in multiple areas.
- Having parents involved mean that parent the opportunity to implement change.
- Children progress 15% or more in maths and reading between ages of 11 and 16 years when parent take an active interest in their education.
- Outcomes are longer lasting/permanent.
- The school has the opportunity to grow because of parental feedback.
- Lower levels of poor behaviour, exclusions, poor attendance and bullying.
- Support children mental wellbeing


Common frustrations!

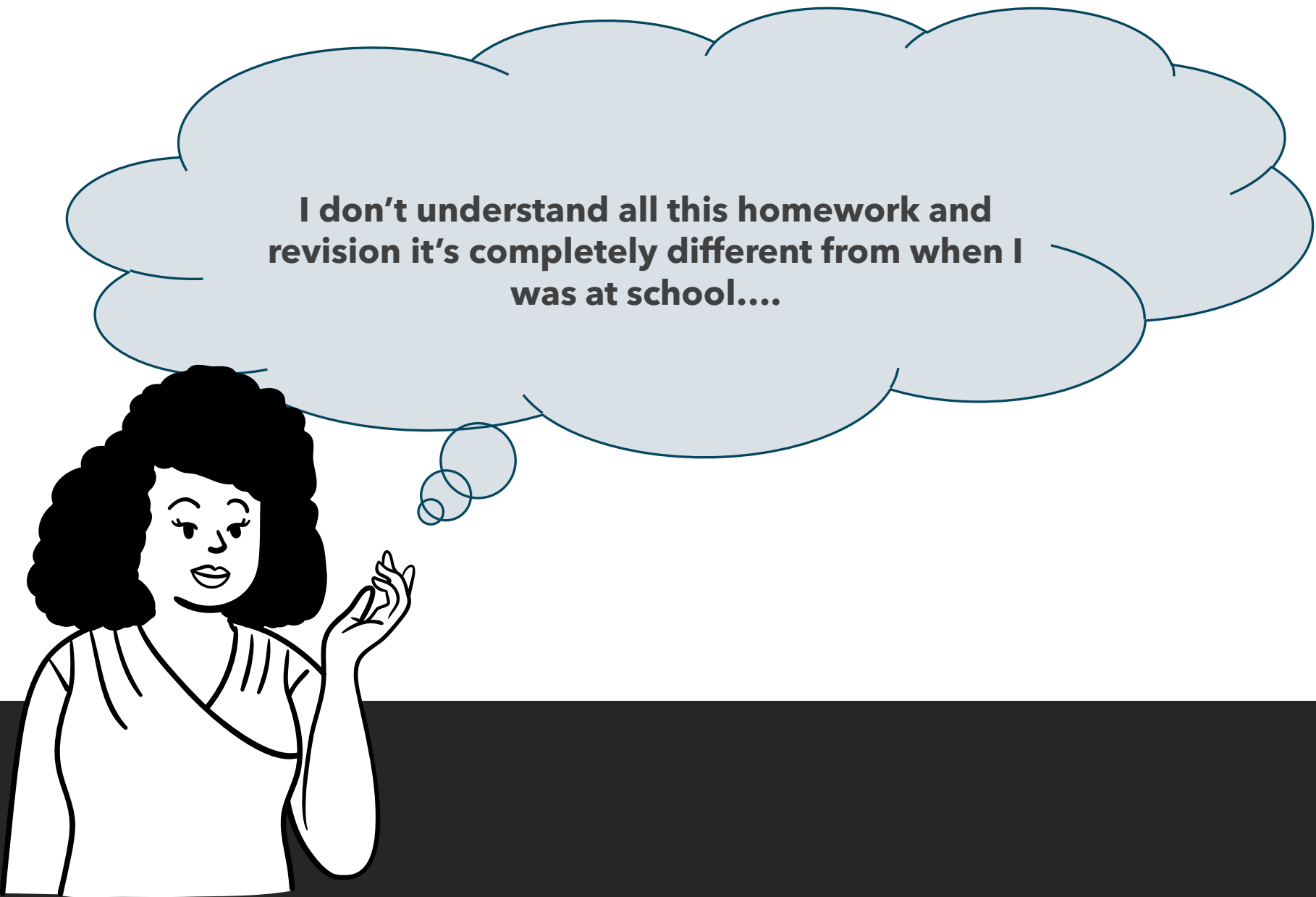
What would you do in these situations?

Mariyam always leaves everything to the last minute - one moment she has all the time in the world - the next it's all stress and stropping because it has to be in tomorrow and she hasn't started...



**Adam wants to go out with his friend surely,
he shouldn't be going out again when he's got
exams coming up?.....**



A black and white line drawing of a woman with curly hair, wearing a simple top. She is looking upwards with a thoughtful expression, her right hand raised near her face. Above her head is a large, light blue thought bubble with a dark blue outline. Inside the bubble, there is text. Two smaller, overlapping circles lead from the bubble down to her head.

I don't understand all this homework and revision it's completely different from when I was at school....

Harpreet has always got an excuse - I don't know what to believe....



Exams are important and Emily isn't taking it seriously enough. I keep trying to force her but then it turns into an argument.



Tips and ideas to support your child.

- Agree the balance between work and social life and stick to the agreement. Again, flexibility is the key - if a special night comes up, agree that they can make up the work at a specified time.
- All students fall behind, feel overwhelmed, or struggle with the balance of social, work and school demands at times. When your child feels like this, berating and threatening them will have a negative effect. Talk to them about the issues, acknowledge their feelings and adopt a sensible attitude.
- Be flexible - use the 80/20 rule. If your child is sticking to what they are supposed to be doing 80% of the time, they will be doing alright.
- If your child asks for your support, encourage them by helping them to see the difficulties in perspective. Teenagers often take an all or nothing 'catastrophic' approach to difficulties - "I've messed up this essay, I might as well give up."
- Ask your child about the subjects they are studying, ask questions and ask them to explain what they mean. Sometimes it helps them to retain knowledge.
- If in doubt, contact myself and/or the school and we will offer support to both you and your child.

Tips and ideas to support your child.

- Create a timetable with your child that fits in revision and homework time. Don't forget to add adequate time for sleep, eating and social time.
- Visual reminders can be a great tool. Use a calendar to put in dates and print out timetables. Put these in areas that you and your child see regularly to help remind you of dates.
- Ask questions about how your child revises best and make arrangements. For example, if your child gets distracted easily try and create a quiet environment away from noise and distraction.
- Sometimes the simplest things can get in the way. Weeks can be lost for simple things such as 'I need a highlighter I can't revise without it' try and get round this by setting them up with everything they possibly need (try writing a list)
- Praise them for things they've done right and trying their best. This can be a great way to boost their confidence and get them excited wanting to do more.

How many hours
should your child
be revising?

1.5 hours per
subject per week
(minimum)

How many hours of
Sleep should your
child be getting?

8 to 10 hours

GCSE Pod

- **What is it?**

- GCSE Pod are videos. We call them "Pods". Each one is a highly concentrated, 3-5-minute burst of audio-visual learning and specialist subject knowledge for 20+ curriculum areas. It's written by expert subject teachers then rigorously quality assured. Every Pod is mapped to GCSE exam boards.

- **Why use GCSE Pod?**

- Content is at correct level (not too easy/hard)
- Tied exactly to the exam specification.
- Save time – not looking extra information – all in one place.
- Learn at home in a visual way.
- Re-cap on what was learnt during lessons.
- Test themselves to help retain knowledge.

Student view

The screenshot shows a user interface for a student dashboard. At the top, there is a search bar with the placeholder text "Enter search term or Pod Code". To the right of the search bar are icons for a megaphone, a bell, and a question mark, along with the text "My Account Logout" and a profile icon labeled "A".

Below the search bar, there are two main action boxes:

- My Assignments**: Complete work assigned by your teacher. Includes a document icon and a right-pointing arrow.
- Exam Playlists**: Prepare for your exams using these ready-made playlists. Includes a book icon and a right-pointing arrow.

The main content area is titled "GCSE Subjects" and features a grid of subject tiles:

- British Values**: Purple tile with an icon of three people.
- Maths**: Blue tile with a square root symbol $\sqrt{x^2}$.
- Statistics**: Teal tile with a bar chart icon.
- Achieve Maths**: Dark blue tile with mathematical symbols (+, -, x, ÷) and a small "i" icon.
- English Literature**: Orange tile with an open book icon containing "Aa Bb".
- English Language**: Orange tile with an open book icon.
- Achieve English**: Orange tile with a pencil and paper icon and a small "i" icon.
- Study Smart**: Teal tile with a lightbulb icon and a small "i" icon.
- Biology**: Green tile with a DNA helix and hexagonal cell icons.
- Chemistry**: Teal tile with a flask and bubbles icon.
- Physics**: Teal tile with an atom icon.
- Show More**: Grey tile with a plus sign icon.

A vertical sidebar on the left contains navigation icons for HOME, EXAMS, HOMEWORK, BOOST, PLAYLISTS, FAVOURITES, and ACTIVITY.

At the bottom of the page, there is a footer with the copyright notice "© The Access Group 2023. All rights reserved." and social media icons for Facebook, Twitter, Pinterest, YouTube, and a user profile icon.

Student view

The screenshot shows a student view interface for the poem 'The Charge of the Light Brigade' by Alfred Lord Tennyson. The interface includes a search bar at the top, a navigation sidebar on the left, and a main content area with a list of related content. A 'Share' button is visible in the top right of the main content area. A 'Check & Challenge' section is at the bottom, featuring a 'SELECT CHECK & CHALLENGE' button. A 'Collapse' button is also present in the bottom right corner. A large blue arrow points from the top left towards a play button icon in the center of the page. Another large blue arrow points from the bottom right towards the 'SELECT CHECK & CHALLENGE' button.

Enter search term or Pod Code

My Account Logout

The Charge of the Light Brigade by Alfred Lord Tennyson (AQA)

Share

Poetry: Power & Conflict
English Literature 1 Titles - 5 Pods

The Charge of the Light Brigade by Alfred Lord Tennyson (AQA) - 5 Pods

- The Charge of the Light Brigade: Context and the Poet's Intentions
00:00 / 03:04
- The Charge of the Light Brigade: Subject and Themes
00:00 / 03:07
- The Charge of the Light Brigade: Key Images
00:00 / 03:55
- The Charge of the Light Brigade: Language, Structure and Form
00:00 / 02:21
- The Charge of the Light Brigade: Literary Techniques
00:00 / 03:52

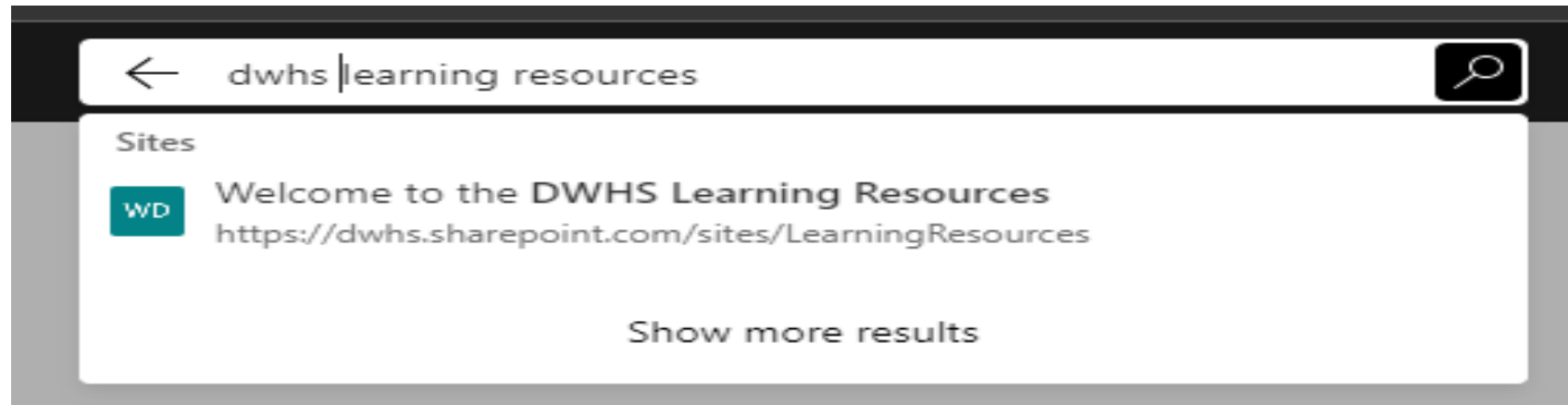
Check & Challenge

Try some questions
Test your knowledge of this topic

SELECT CHECK & CHALLENGE

Collapse

Using Office 365



Welcome to the DWHS Learning Resources

[Home](#)

[Prep Learning](#)

[Knowledge Organisers](#)

[GCSEpod](#)

[6th Form](#)

[Year 6 Transition](#)

[Dormers Diary](#)

[Documents](#)

[Link for demo](#)

Useful resources

- Knowledge organizers
 - GCSE Pod templates
 - Documents > Subject > KS4
 - Dormers wells website- Parents and Learning
 - Online websites
 - Library
 - Revision world
-
- **They can get more printing credit from Mr. Palmer (not an excuse!!!)**

After school revision timetable

- Use color code for different subjects.
- Add in after school activities and social events.
- Add regular breaks in.
- Number subjects 1 - 10 from the most difficult to least.
- Break down subjects into topics
- Display somewhere visible to keep as a reminder e.g., Kitchen.
- Do this together!!

Time	Monday	Tuesday	Wednesday	Thursday	Friday
4pm					
5pm					
6pm					
7pm					
8pm					
9pm					

Exam grades

Reminder! -Sixth forms have a minimum requirement to be able to attend.

How the new grades compare with the old ones

Old grades	New grades
A*	9
A	8
B	7
C	6
	5 STRONG PASS
	4 STANDARD PASS
D	3
E	2
F	1
G	1
U	U

Sixth form.

Dormers Wells High - Open Evening 4.30 - 6.30 (face to face)

- Ask them questions about what their interest are and if they have future goals.
- If they aren't sure don't stress out, try looking at what subjects/courses' places offer and look and the potential pathways.
- There are many different options to choose from including A-level, BTEC, Apprentices.
- Go to Open Evening to get an idea of what is on offer.
- Help them choose KS5 study to support their future endeavours

Thank you for coming!

Mouna Zounaki - MZOUNAKI@DWHS.CO.UK