

















<b>Dormers Wells High School: DT</b> Picture	Name	Hazards	Rules of safety
		1.  2.  3.	1  2  3
		1  2  3	1  2  3
		1  2  3	1  2  3
		1  2  3	1  2  3
		1  2  3	1  2  3
		1  2  3	1  2  3

		<p>1</p> <p>2</p> <p>3</p>	<p>1</p> <p>2</p> <p>3</p>
		<p>1</p> <p>2</p> <p>3</p>	<p>1</p> <p>2</p> <p>3</p>
		<p>1</p> <p>2</p> <p>3</p>	<p>1</p> <p>2</p> <p>3</p>

Picture	Meaning	Rule to follow
		
		
		
		

Come up with ten rules you must follow when ever you are doing practical work in a lesson:

1.	
2.	
3.	
4.	
5.	
6.	
7.	
8.	
9.	
10.	